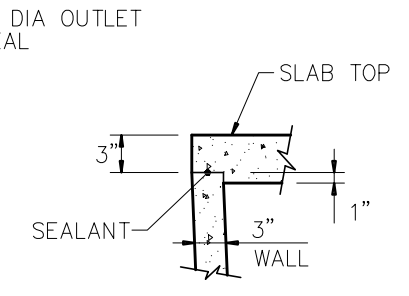
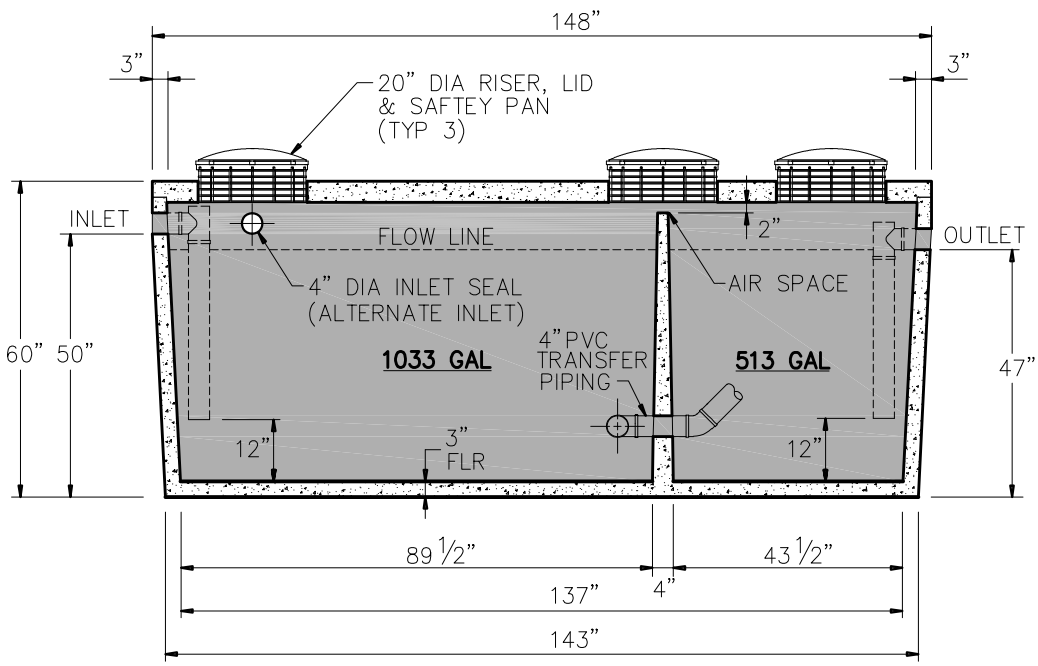


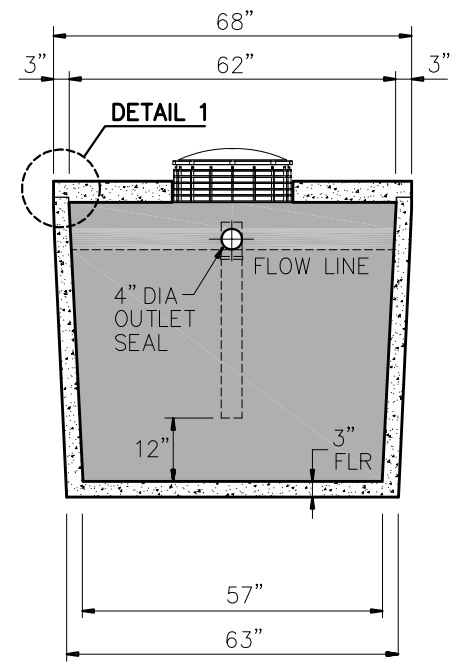
**PLAN VIEW**



**DETAIL 1**



**SECTION A-A**



**SECTION B-B**

**NOTE:** INLET/OUTLET PVC PIPING TO BE SUPPLIED BY CUSTOMER

**GENERAL NOTES:**

- DESIGN SHALL MEET OR EXCEED ASTM C-1227 SPECIFICATIONS
- 4000 PSI CONCRETE AT 28 DAYS
- ASTM A615, GRADE 60 REINFORCING
- BAR BENDING AND PLACEMENT PER ACI STANDARDS

- \* RECOMMENDED FOR OSSF USE
- \* NOT FOR USE IN TRAFFIC LOADING



Gals.	Grease Lbs.	Weight	Flow Rate GPM	
			Avg	Peak
1,500	3,800	11,860	11.3	28.3



9235 Main Street #1  
 P.O. Box 507  
 Needville, Texas, 77461  
 1-888-331-5871

"Providing Concrete Environmental Solutions"

1500 GALLON  
 COMMERCIAL GREASE TRAP  
 LIGHT DUTY LOADING

NC-005-020

Scale: N.T.S.  
 \* All Dimensions subject to allowable specification tolerances.

Date: 05/30/24

Rev Date:

Approved By: \_\_\_\_\_ Date: \_\_\_\_\_