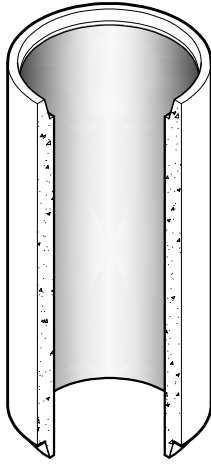


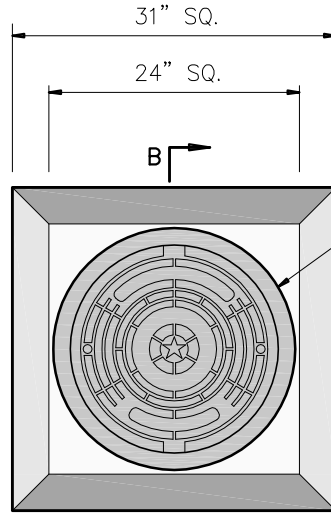
20" CAST IRON  
REVERSIBLE  
RING & COVER



**RISER SECTION  
(RCP PIPE)**

(15" I.D. X 4'  
19 1/2" O.D.)  
WEIGHT - 512 LBS

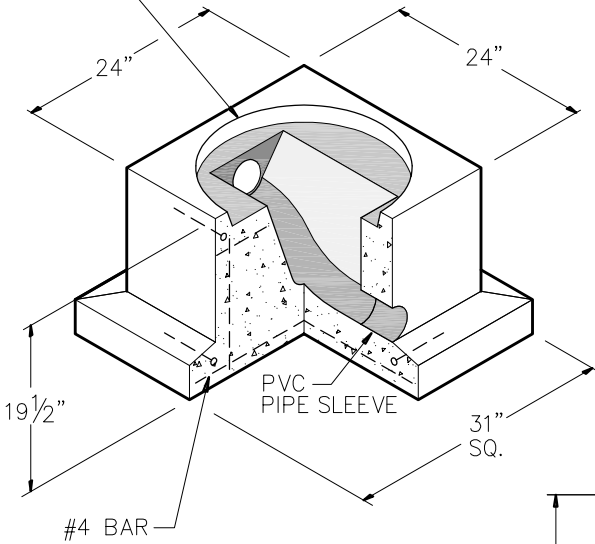
\* FIELD CUT TO  
REQUIRED LENGTH



**PLAN**

20" CAST IRON  
REVERSIBLE  
RING & COVER  
WEIGHT - 143 LBS

20 1/2" DIA.  
OPNG.

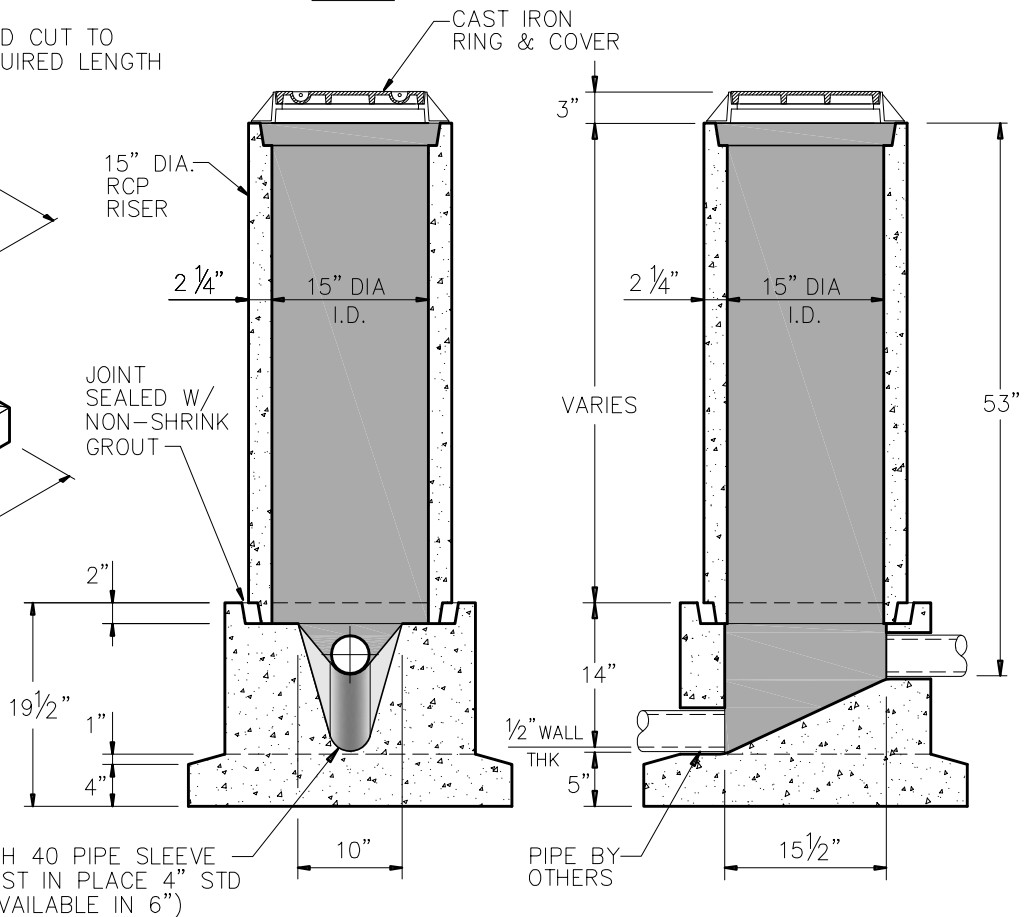


**BASE**

WEIGHT - 860 LBS

15" DIA.  
RCP  
RISER

JOINT  
SEALED W/  
NON-SHRINK  
GROUT



**SECTION A-A**

**SECTION B-B**

SCH 40 PIPE SLEEVE  
CAST IN PLACE 4" STD  
(AVAILABLE IN 6")

PIPE BY  
OTHERS

**GENERAL NOTES:**

- DESIGN SPECIFICATIONS CONFORM TO ALL STATE AND LOCAL CODES.
- 4500 PSI CONCRETE AT 28 DAYS
- ATSM A615, GRADE 60 REINFORCING
- H-20 LOADING
- ALL PIPE & JOINT CONNECTIONS TO BE GROUTED PER SPECIFICATIONS.

**REINFORCEMENT (BASE)**

- #4 BARS AROUND PERIMETER OF BASE
- #4 BARS @ 12" O.C.E.W. FLOOR



9235 Main Street #1  
P.O. Box 507  
Needville, Texas, 77461  
1-888-331-5871

15" SAMPLE WELL  
ASSEMBLY - OFFSET

"Providing Concrete Environmental Solutions"

NC-005-051

Scale: N.T.S.  
\* All Dimensions subject to allowable specification tolerances.

Date: 12/14/22

Rev Date: 10/12/23

Approved By: \_\_\_\_\_ Date: \_\_\_\_\_